





MTH Classes, Summer 2015, Corvallis Campus

DEPARTMENT HEAD, 368 KIDD, 541-737-4686

▼ Legend

-  - Signifies that the course is offered in current or future terms.
-  - Signifies the course as a Baccalaureate Core Course.
-  - Signifies the course as a WIC Core Course.
-  - Signifies that fees may apply to the course.
- + - Include restriction.
- - Exclude restriction.
- * - Prereq may be taken prior to or simultaneously with this course.

Scroll to the right to see additional course information.

MTH 102 ALGEBRAIC FOUNDATIONS (3)

Term	CRN	Sec	Cr	P/N	Instructor	Day/Time/Date	Location	Campus	FYE	Type	Status	Cap	Avail	WL Cap	WL Avail	Section Description	Fees	Restrictions
Su15	71693	001	3		Staff	MTWRF 0830-1020 8/17/15-9/4/15	FURM 105	Corv		Lecture	Closed	0	0	0	0			

MTH 105 INTRODUCTION TO CONTEMPORARY MATHEMATICS (3)

Term	CRN	Sec	Cr	P/N	Instructor	Day/Time/Date	Location	Campus	FYE	Type	Status	Cap	Avail	WL Cap	WL Avail	Section Description	Fees	Restrictions
Su15	70374	001	3		Krughoff, S.	MTWR 0830-0920 6/22/15-8/14/15	BAT 250	Corv		Lecture	Open	30	19	10	10			Prereqs: MTH 095 or MTH 103 or (MPT=Math Placement Test score of 17; MPAL=Math Placement Test-ALEKS score of 46%) recommended.

MTH 111 COLLEGE ALGEBRA (4) \$ 

Term	CRN	Sec	Cr	P/N	Instructor	Day/Time/Date	Location	Campus	FYE	Type	Status	Cap	Avail	WL Cap	WL Avail	Section Description	Fees	Restrictions
Su15	70194	001	4		Keeling, M.	MTWRF 0830-0920 6/22/15-8/14/15	MLM 206	Corv		Lecture	Open	30	7	10	10		\$15.00 FMTH	Prereqs: MTH 095 [C-] or MTH 103 [C-] or Placement Test MPT(17) or Placement Test MPAL(046) and (MPT=Math Placement Test score of 17; MPAL=Math Placement Test-ALEKS score of 46%)
Su15	70779	002	4		Staff	MTWRF 0830-0920 6/22/15-8/14/15	MLM 202	Corv		Lecture	Closed	0	0	0	0		\$15.00 FMTH	Prereqs: MTH 095 [C-] or MTH 103 [C-] or Placement Test MPT(17) or Placement Test MPAL(046) and (MPT=Math Placement Test score of 17; MPAL=Math Placement Test-ALEKS score of 46%)
Su15	75289	651	4		Vaughn, A.	MWF 1300-1420 6/22/15-8/14/15	ILLC 355	Corv		Lecture	Closed	18	0	0	0		\$15.00 FMTH	Prereqs: MTH 095 [C-] or MTH 103 [C-] or Placement Test MPT(17) or Placement Test MPAL(046) and (MPT=Math Placement Test score of 17; MPAL=Math Placement Test-ALEKS score of 46%) LevelÂ Limitations: +06 (INTO OSU GE/AE/Pathways)

MTH 112 ELEMENTARY FUNCTIONS (4) \$ 

Term	CRN	Sec	Cr	P/N	Instructor	Day/Time/Date	Location	Campus	FYE	Type	Status	Cap	Avail	WL Cap	WL Avail	Section Description	Fees	Restrictions
Su15	70195	001	4		Zeller, L.	MTWRF 0900-0950 6/22/15-8/14/15	BAT 150	Corv		Lecture	Waitlisted	30	-3	10	10		\$15.00 FMTH	Prereqs: MTH 111 [C-] or Placement Test MPT(24) or Placement Test MPAL(060) and (MPT=Math Placement Test score of 24; MPAL=Math Placement Test-ALEKS score of 60%)
Su15	75271	002	4		Staff	MTWRF 0900-0950 6/22/15-8/14/15	MFD 105	Corv		Lecture	Closed	0	0	0	0			Prereqs: MTH 111 [C-] or Placement Test MPT(24) or Placement Test MPAL(060) and (MPT=Math Placement Test score of 24; MPAL=Math Placement Test-ALEKS score of 60%)
Su15	72520	099	4		Coles, D.	MTWR 1200-1320 6/22/15-8/14/15	GILM 234	Corv		Lecture	Closed	0	0	0	0			Prereqs: MTH 111 [C-] or Placement Test MPT(24) or Placement Test MPAL(060) and (MPT=Math Placement Test score of 24; MPAL=Math Placement Test-ALEKS score of 60%)

MTH 231 ELEMENTS OF DISCRETE MATHEMATICS (4)

Term	CRN	Sec	Cr	P/N	Instructor	Day/Time/Date	Location	Campus	FYE	Type	Status	Cap	Avail	WL Cap	WL Avail	Section Description	Fees	Restrictions
Su15	70534	001	4		Robson, C.	MTWRF 1300-1350 6/22/15-8/14/15	BAT 150	Corv		Lecture	Open	25	2	5	5			Prereqs: MTH 112 [C-] or Placement Test MPT(33) or Placement Test MPAL(075) and (MPT=Math Placement Test score of 33; MPAL=Math Placement Test-ALEKS score of 75%)
Su15	73248	002	4		Andrews, J.	MTWRF 0900-0950 6/22/15-8/14/15	WNGR 287	Corv		Lecture	Open	25	6	5	5			Prereqs: MTH 112 [C-] or Placement Test MPT(33) or Placement Test MPAL(075) and (MPT=Math Placement Test score of 33; MPAL=Math Placement Test-ALEKS score of 75%)

MTH 241 CALCULUS FOR MANAGEMENT AND SOCIAL SCIENCE (4) \$ 

Term	CRN	Sec	Cr	P/N	Instructor	Day/Time/Date	Location	Campus	FYE	Type	Status	Cap	Avail	WL Cap	WL Avail	Section Description	Fees	Restrictions
Su15	70196	001	4		Gibbons, C.	MTWRF 1100-1150 6/22/15-8/14/15	BRC 136	Corv		Lecture	Open	28	4	10	10		\$10.00 FMTH	Prereqs: MTH 111 [C-] or Placement Test MPT(24) or Placement Test MPAL(060) and (MPT=Math Placement Test score of 24; MPAL=Math Placement Test-ALEKS score of 60%)
Su15	72823	002	4		Staff	MTWRF 1100-1150 6/22/15-8/14/15	NASH 214	Corv		Lecture	Closed	0	0	0	0		\$10.00 FMTH	Prereqs: MTH 111 [C-] or Placement Test MPT(24) or Placement Test MPAL(060) and (MPT=Math Placement Test score of 24; MPAL=Math Placement Test-ALEKS score of 60%)

Su15	73723	652	4		Dean, R.	MTWRF 1200-1250 6/22/15-8/14/15	HKRT 210	Corv		Lecture	Open	18	7	0	0			Prereqs: MTH 111 [C-] or Placement Test MPT(24) or Placement Test MPAL(060) and (MPT=Math Placement Test score of 24; MPAL=Math Placement Test-ALEKS score of 60%) LevelÂ Limitations: +06 (INTO OSU GE/AE/Pathways)
Su15	74053	653	4		Fleming, E.	MTWRF 0900-0950 6/22/15-8/14/15	HKRT 208	Corv		Lecture	Open	18	9	0	0			Prereqs: MTH 111 [C-] or Placement Test MPT(24) or Placement Test MPAL(060) and (MPT=Math Placement Test score of 24; MPAL=Math Placement Test-ALEKS score of 60%) LevelÂ Limitations: +06 (INTO OSU GE/AE/Pathways)

MTH 245 MATHEMATICS FOR MANAGEMENT, LIFE, AND SOCIAL SCIENCES (4) 

Term	CRN	Sec	Cr	P/N	Instructor	Day/Time/Date	Location	Campus	FYE	Type	Status	Cap	Avail	WL Cap	WL Avail	Section Description	Fees	Restrictions
Su15	70687	001	4		Green, S.	MTWRF 1100-1150 6/22/15-8/14/15	GILK 108	Corv		Lecture	Open	29	8	10	10			Prereqs: MTH 111 [C-] or Placement Test MPT(24) or Placement Test MPAL(060) and (MPT=Math Placement Test score of 24; MPAL=Math Placement Test-ALEKS score of 60%)
Su15	71291	002	4		Staff	MTWRF 1100-1150 6/22/15-8/14/15	KIDD 108H	Corv		Lecture	Closed	0	0	0	0			Prereqs: MTH 111 [C-] or Placement Test MPT(24) or Placement Test MPAL(060) and (MPT=Math Placement Test score of 24; MPAL=Math Placement Test-ALEKS score of 60%)
Su15	73671	651	4		Iskra, B.	MWF 1400-1550 6/22/15-8/14/15	HKRT 208	Corv		Lecture	Open	18	5	0	0			Prereqs: MTH 111 [C-] or Placement Test MPT(24) or Placement Test MPAL(060) and (MPT=Math Placement Test score of 24; MPAL=Math Placement Test-ALEKS score of 60%) LevelÂ Limitations: +06 (INTO OSU GE/AE/Pathways)
Su15	73724	652	4		Stacey, A.	MTWRF 1100-1150 6/22/15-8/14/15	HKRT 210	Corv		Lecture	Open	18	9	0	0			Prereqs: MTH 111 [C-] or Placement Test MPT(24) or Placement Test MPAL(060) and (MPT=Math Placement Test score of 24; MPAL=Math Placement Test-ALEKS score of 60%) LevelÂ Limitations: +06 (INTO OSU GE/AE/Pathways)

MTH 251 DIFFERENTIAL CALCULUS (4) 

Term	CRN	Sec	Cr	P/N	Instructor	Day/Time/Date	Location	Campus	FYE	Type	Status	Cap	Avail	WL Cap	WL Avail	Section Description	Fees	Restrictions
------	-----	-----	----	-----	------------	---------------	----------	--------	-----	------	--------	-----	-------	-----------	-------------	------------------------	------	--------------

Su15	70197	001	4		Camacho, C.	MTWRF 0900-0950 6/22/15-8/14/15	KIDD 350	Corv		Lecture	Open	30	2	10	10		\$10.00 FMTH	Prereqs: MTH 112 [C-] or Placement Test MPT(33) or Placement Test MPAL(075) and (MPT=Math Placement Test score of 33; MPAL=Math Placement Test-ALEKS score of 75%)
Su15	70789	002	4		Root, A.	MTWRF 1000-1050 6/22/15-8/14/15	OWEN 102	Corv		Lecture	Open	30	4	10	10		\$10.00 FMTH	Prereqs: MTH 112 [C-] or Placement Test MPT(33) or Placement Test MPAL(075) and (MPT=Math Placement Test score of 33; MPAL=Math Placement Test-ALEKS score of 75%)
Su15	71935	030	4		Staff	TBA TBA		Corv		Examination for Credit	Closed	0	0	0	0			Prereqs: MTH 112 [C-] or Placement Test MPT(33) or Placement Test MPAL(075) and (MPT=Math Placement Test score of 33; MPAL=Math Placement Test-ALEKS score of 75%)
Su15	71957	050	4		Staff	MTWRF 1000-1050 6/22/15-8/14/15	GRAF 307	Corv		Lecture	Closed	0	0	0	0		\$10.00 FMTH	Prereqs: MTH 112 [C-] or Placement Test MPT(33) or Placement Test MPAL(075) and (MPT=Math Placement Test score of 33; MPAL=Math Placement Test-ALEKS score of 75%)

Su15	73672	651	4		Stacy, E.	MTWRF 1000-1050 6/22/15-8/14/15	HKRT 203	Corv		Lecture	Open	18	9	0	0				Prereqs: MTH 112 [C-] or Placement Test MPT(33) or Placement Test MPAL(075) and (MPT=Math Placement Test score of 33; MPAL=Math Placement Test-ALEKS score of 75%) Level Limitations: +06 (INTO OSU GE/AE/Pathways)
------	-------	-----	---	--	-----------	------------------------------------	----------	------	--	---------	------	----	---	---	---	--	--	--	--

MTH 252 INTEGRAL CALCULUS (4) \$

Term	CRN	Sec	Cr	P/N	Instructor	Day/Time/Date	Location	Campus	FYE	Type	Status	Cap	Avail	WL Cap	WL Avail	Section Description	Fees	Restrictions
Su15	70198	001	4		Pekoske, A.	MTWRF 1200-1250 6/22/15-8/14/15	KIDD 238	Corv		Lecture	Open	27	7	10	10		\$10.00 FMTH	Prereqs: MTH 251 [C-] or MTH 251H [C-]
Su15	70790	002	4		Barbosa, B.	MTWRF 1000-1050 6/22/15-8/14/15	KIDD 350	Corv		Lecture	Waitlisted	27	WL	10	8		\$10.00 FMTH	Prereqs: MTH 251 [C-] or MTH 251H [C-]
Su15	72804	003	4		Arnold-Roksandich, A.	MTWRF 1200-1250 6/22/15-8/14/15	GILK 104	Corv		Lecture	Open	27	9	10	10			Prereqs: MTH 251 [C-] or MTH 251H [C-]
Su15	73673	651	4		Mc Dermott, K.	MTWRF 1000-1050 6/22/15-8/14/15	HKRT 210	Corv		Lecture	Open	17	5	0	0			Prereqs: MTH 251 [C-] or MTH 251H [C-] Level Limitations: +06 (INTO OSU GE/AE/Pathways)

MTH 254 VECTOR CALCULUS I (4) \$

Term	CRN	Sec	Cr	P/N	Instructor	Day/Time/Date	Location	Campus	FYE	Type	Status	Cap	Avail	WL Cap	WL Avail	Section Description	Fees	Restrictions
Su15	70199	001	4		Do, H.	MWF 1100-1220 6/22/15-8/14/15	PHAR 107	Corv		Lecture	Open	30	13	10	10		\$10.00 FMTH	Prereqs: MTH 252 [C-] or MTH 252H [C-]
Su15	71222	002	4		Reed, Z.	MWF 0900-1020 6/22/15-8/14/15	KIDD 280	Corv		Lecture	Waitlisted	30	0	10	10		\$10.00 FMTH	Prereqs: MTH 252 [C-] or MTH 252H [C-]
Su15	73230	003	4		Titus, M.	MWF 1100-1220 6/22/15-8/14/15	MLM 234	Corv		Lecture	Open	30	12	10	10		\$10.00 FMTH	Prereqs: MTH 252 [C-] or MTH 252H [C-]
Su15	73725	651	4		Kim, H.	MTWRF 0900-0950 6/22/15-8/14/15	HKRT 203	Corv		Lecture	Open	18	12	0	0			Prereqs: MTH 252 [C-] or MTH 252H [C-] LevelÂ Limitations: +06 (INTO OSU GE/AE/Pathways)

MTH 255 VECTOR CALCULUS II (4) \$

Term	CRN	Sec	Cr	P/N	Instructor	Day/Time/Date	Location	Campus	FYE	Type	Status	Cap	Avail	WL Cap	WL Avail	Section Description	Fees	Restrictions
Su15	70200	001	4		Koslicki, D.	MWF 0830-0950 6/22/15-8/14/15	MLM 234	Corv		Lecture	Waitlisted	30	0	10	10		\$10.00 FMTH	Prereqs: MTH 254 [C-] or MTH 254H [C-]
Su15	75173	002	4		Staff	TBA	TBA	Corv		Lecture	Cancelled	0	0	0	0		\$10.00 FMTH	Prereqs: MTH 254 [C-] or MTH 254H [C-]
Su15	75192	003	4		Felder, W.	MWF 0830-0950 6/22/15-8/14/15	ROG 332	Corv		Lecture	Open	28	11	10	10			Prereqs: MTH 254 [C-] or MTH 254H [C-]

MTH 256 APPLIED DIFFERENTIAL EQUATIONS (4)

Term	CRN	Sec	Cr	P/N	Instructor	Day/Time/Date	Location	Campus	FYE	Type	Status	Cap	Avail	WL Cap	WL Avail	Section Description	Fees	Restrictions
Su15	70201	001	4		Holland, D.	MWF 0900-1020 6/22/15-8/14/15	COVL 218	Corv		Lecture	Open	28	2	15	15			Prereqs: MTH 254 [C-] or MTH 254H [C-] and /or instructor approval required.
Su15	71070	002	4		Loke, S.	MWF 1300-1420 6/22/15-8/14/15	OWEN 101	Corv		Lecture	Open	28	3	15	15			Prereqs: MTH 254 [C-] or MTH 254H [C-] and /or instructor approval required.
Su15	74549	003	4		Scarborough, S.	MWF 1600-1720 6/22/15-8/14/15	KIDD 278	Corv		Lecture	Open	35	12	10	10			Prereqs: MTH 254 [C-] or MTH 254H [C-] and /or instructor approval required.
Su15	75120	004	4		Staff	TBA	TBA	Corv		Lecture	Cancelled	0	0	0	0			Prereqs: MTH 254 [C-] or MTH 254H [C-] and /or instructor approval required.
Su15	75193	005	4		Maisch, F.	MWF 1600-1720 6/22/15-8/14/15	KIDD 350	Corv		Lecture	Open	35	7	0	0			Prereqs: MTH 254 [C-] or MTH 254H [C-] and /or instructor approval required.

MTH 299 SPECIAL TOPICS (1-16)

Term	CRN	Sec	Cr	P/N	Instructor	Day/Time/Date	Location	Campus	FYE	Type	Status	Cap	Avail	WL Cap	WL Avail	Section Description	Fees	Restrictions
Su15	72771	099	2	P/N	Coles, D.	MTWR 1400-1520 6/22/15-8/14/15	COVL 218	Corv		Lecture	Closed	0	0	0	0			

MTH 306 MATRIX AND POWER SERIES METHODS (4)

Term	CRN	Sec	Cr	P/N	Instructor	Day/Time/Date	Location	Campus	FYE	Type	Status	Cap	Avail	WL Cap	WL Avail	Section Description	Fees	Restrictions
Su15	71883	001	4		Faridani, A.	MWF 1200-1320 6/22/15-8/14/15	KIDD 278	Corv		Lecture	Open	35	3	15	15			Prereqs: MTH 252 [C-] or MTH 252H [C-]
Su15	71223	002	4		Rockwell, D.	MWF 0830-0950 6/22/15-8/14/15	GILK 104	Corv		Lecture	Open	30	2	15	15			Prereqs: MTH 252 [C-] or MTH 252H [C-]
Su15	72853	003	4		Kovchegov, Y.	MWF 1000-1120 6/22/15-8/14/15	WLKN 231	Corv		Lecture	Open	30	2	15	15			Prereqs: MTH 252 [C-] or MTH 252H [C-]
Su15	75121	004	4		Staff	TBA	TBA	Corv		Lecture	Cancelled	0	0	0	0			Prereqs: MTH 252 [C-] or MTH 252H [C-]
Su15	75194	005	4		Johnson, T.	MWF 1200-1320 6/22/15-8/14/15	COVL 218	Corv		Lecture	Open	35	1	15	15			Prereqs: MTH 252 [C-] or MTH 252H [C-]

MTH 321 INTRODUCTORY APPLICATIONS OF MATHEMATICAL SOFTWARE (3)

Term	CRN	Sec	Cr	P/N	Instructor	Day/Time/Date	Location	Campus	FYE	Type	Status	Cap	Avail	WL Cap	WL Avail	Section Description	Fees	Restrictions
Su15	74967	001	3		Staff	TBA	TBA	Corv		Laboratory	Cancelled	0	0	0	0			Prereqs: (MTH 252 [C-] or MTH 252H [C-]) and (MTH 341 [C-] or MTH 306 [C-] or MTH 306H [C-])
Su15	75195	002			Staff	MWF 0830-0950 6/22/15-8/14/15	KIDD 033	Corv		Laboratory	Closed	0	0	0	0			Prereqs: (MTH 252 [C-] or MTH 252H [C-]) and (MTH 341 [C-] or MTH 306 [C-] or MTH 306H [C-])

MTH 341 LINEAR ALGEBRA I (3)

Term	CRN	Sec	Cr	P/N	Instructor	Day/Time/Date	Location	Campus	FYE	Type	Status	Cap	Avail	WL Cap	WL Avail	Section Description	Fees	Restrictions
Su15	70202	001	3		Kovchegov, Y.	MWF 1300-1410 6/22/15-8/14/15	GILK 104	Corv		Lecture	Open	30	3	10	10			Prereqs: MTH 254 [C-] or MTH 254H [C-]

MTH 351 INTRODUCTION TO NUMERICAL ANALYSIS (3)

Term	CRN	Sec	Cr	P/N	Instructor	Day/Time/Date	Location	Campus	FYE	Type	Status	Cap	Avail	WL Cap	WL Avail	Section Description	Fees	Restrictions
Su15	70203	001	3		Faridani, A.	MWF 1400-1520 6/22/15-8/14/15	KIDD 280	Corv		Lecture	Open	32	4	10	10			Prereqs: MTH 253 [C-] or MTH 306 [C-] and programming experience.

MTH 355 DISCRETE MATHEMATICS (3)

Term	CRN	Sec	Cr	P/N	Instructor	Day/Time/Date	Location	Campus	FYE	Type	Status	Cap	Avail	WL Cap	WL Avail	Section Description	Fees	Restrictions
Su15	74968	001	3		Staff	TBA	TBA	Corv		Lecture	Cancelled	0	0	0	0			Prereqs: MTH 253 [C-] and MTH 341 recommended.
Su15	75196	002	3		Maisch, F.	MWF 1000-1120 6/22/15-8/14/15	WALD 244	Corv		Lecture	Open	30	19	0	0			Prereqs: MTH 253 [C-] and MTH 341 recommended.

MTH 361 INTRODUCTION TO PROBABILITY (3)

Term	CRN	Sec	Cr	P/N	Instructor	Day/Time/Date	Location	Campus	FYE	Type	Status	Cap	Avail	WL Cap	WL Avail	Section Description	Fees	Restrictions
Su15	74969	001	3		Staff	TBA	TBA	Corv		Lecture	Cancelled	0	0	0	0			Prereqs: MTH 253 [C-] or MTH 306 [C-] or MTH 306H [C-]
Su15	75197	002	3		Koslicki, D.	MWF 1200-1320 6/22/15-8/14/15	FAIR 305	Corv		Lecture	Open	30	15	0	0			Prereqs: MTH 253 [C-] or MTH 306 [C-] or MTH 306H [C-]

MTH 401 RESEARCH (1-16)

Term	CRN	Sec	Cr	P/N	Instructor	Day/Time/Date	Location	Campus	FYE	Type	Status	Cap	Avail	WL Cap	WL Avail	Section Description	Fees	Restrictions
Su15	74504	001	1-16		Dascaliuc, R.	TBA	TBA	Corv		Research	Open	10	8	0	0			Prereqs: Departmental approval required.

MTH 405 READING AND CONFERENCE (1-16)

Term	CRN	Sec	Cr	P/N	Instructor	Day/Time/Date	Location	Campus	FYE	Type	Status	Cap	Avail	WL Cap	WL Avail	Section Description	Fees	Restrictions
Su15	71229	002	1-16		Staff	TBA	TBA	Corv		Reading and Conference	Open	2	2	0	0			Prereqs: Departmental approval required.

MTH 406 PROJECTS (1-3)

Term	CRN	Sec	Cr	P/N	Instructor	Day/Time/Date	Location	Campus	FYE	Type	Status	Cap	Avail	WL Cap	WL Avail	Section Description	Fees	Restrictions
Su15	71230	003	1-3		Staff	TBA	TBA	Corv		Project	Open	10	10	0	0			Prereqs: Departmental approval required.
Su15	71624	004	1-3		Staff	TBA	TBA	Corv		Project	Open	1	1	0	0			Prereqs: Departmental approval required.

MTH 410 OCCUPATIONAL INTERNSHIP (3-12)

Term	CRN	Sec	Cr	P/N	Instructor	Day/Time/Date	Location	Campus	FYE	Type	Status	Cap	Avail	WL Cap	WL Avail	Section Description	Fees	Restrictions
Su15	73142	001	3-12		Staff	TBA	TBA	Corv		Internship	Open	1	1	0	0			Prereqs: Junior standing in mathematics, cumulative 3.00 GPA in mathematics, head advisor/departmental approval required.

MTH 490 INTENSIVE SUMMER RESEARCH IN MATHEMATICS (12)

Term	CRN	Sec	Cr	P/N	Instructor	Day/Time/Date	Location	Campus	FYE	Type	Status	Cap	Avail	WL Cap	WL Avail	Section Description	Fees	Restrictions
Su15	70205	001	12		Swisher, H.	MTWRF 1000-1250 6/22/15-8/14/15	KIDD 108	Corv		Research	Closed	10	0	0	0			Prereqs: Open to participants in the OSU Undergraduate Summer Research Program in Mathematics (REU program).

MTH 501 RESEARCH (1-16)

Term	CRN	Sec	Cr	P/N	Instructor	Day/Time/Date	Location	Campus	FYE	Type	Status	Cap	Avail	WL Cap	WL Avail	Section Description	Fees	Restrictions
Su15	70206	001	1-16		Staff	TBA	TBA	Corv		Research	Open	30	29	0	0			Prereqs: Departmental approval required.
Su15	72600	002	1-16		Staff	TBA	TBA	Corv		Research	Open	3	3	0	0			Prereqs: Departmental approval required.

MTH 503 THESIS (1-16)

Term	CRN	Sec	Cr	P/N	Instructor	Day/Time/Date	Location	Campus	FYE	Type	Status	Cap	Avail	WL Cap	WL Avail	Section Description	Fees	Restrictions
Su15	72592	001	1-16		Beisiegel, M.	TBA	TBA	Corv		Thesis	Open	3	2	0	0			Prereqs: Departmental approval required.

MTH 505 READING AND CONFERENCE (1-16)

Term	CRN	Sec	Cr	P/N	Instructor	Day/Time/Date	Location	Campus	FYE	Type	Status	Cap	Avail	WL Cap	WL Avail	Section Description	Fees	Restrictions
Su15	70207	001	1-16		Dascaluc, R.	TBA	TBA	Corv		Reading and Conference	Open	20	19	0	0			Prereqs: Departmental approval required.
Su15	71936	002	1-16		Staff	TBA	TBA	Corv		Reading and Conference	Open	2	2	0	0			Prereqs: Departmental approval required.

MTH 506 PROJECTS (1-16)

Term	CRN	Sec	Cr	P/N	Instructor	Day/Time/Date	Location	Campus	FYE	Type	Status	Cap	Avail	WL Cap	WL Avail	Section Description	Fees	Restrictions
Su15	70978	002	1-16		Dick, T.	TBA	TBA	Corv		Project	Open	20	5	0	0			Prereqs: Departmental approval required.

MTH 507 SEMINAR (1-16)

Term	CRN	Sec	Cr	P/N	Instructor	Day/Time/Date	Location	Campus	FYE	Type	Status	Cap	Avail	WL Cap	WL Avail	Section Description	Fees	Restrictions
Su15	70512	001	1-16	P/N	Thomann, E.	MW 1430-1620 6/22/15-8/14/15	KIDD 364	Corv		Seminar	Closed	20	-1	0	0			Prereqs: Departmental approval required.

MTH 590 TOPICS IN SECONDARY MATHEMATICS (3)

Term	CRN	Sec	Cr	P/N	Instructor	Day/Time/Date	Location	Campus	FYE	Type	Status	Cap	Avail	WL Cap	WL Avail	Section Description	Fees	Restrictions
Su15	74954	001	3		Dick, T.	MTWR 0930-1150 6/29/15-7/17/15	KIDD 238	Corv		Lecture	Open	20	17	0	0			Prereqs: MTH 390 or instructor approval required.

MTH 594 NUMBER SYSTEMS AND OPERATIONS IN SECONDARY MATHEMATICS (3)

Term	CRN	Sec	Cr	P/N	Instructor	Day/Time/Date	Location	Campus	FYE	Type	Status	Cap	Avail	WL Cap	WL Avail	Section Description	Fees	Restrictions
Su15	74955	001	3		Lockwood, E.	MTWR 1300-1520 6/29/15-7/17/15	KIDD 238	Corv		Lecture	Open	10	9	0	0			Prereqs: MTH 390 or instructor approval required.

MTH 601 RESEARCH (1-16)

Term	CRN	Sec	Cr	P/N	Instructor	Day/Time/Date	Location	Campus	FYE	Type	Status	Cap	Avail	WL Cap	WL Avail	Section Description	Fees	Restrictions
Su15	70208	001	1-	16	Waymire, E.	TBA	TBA	Corv		Research	Open	10	9	0	0			Prereqs: Departmental approval required.

MTH 603 THESIS (1-16)

Term	CRN	Sec	Cr	P/N	Instructor	Day/Time/Date	Location	Campus	FYE	Type	Status	Cap	Avail	WL Cap	WL Avail	Section Description	Fees	Restrictions
Su15	71716	001	1-	16	Bogley, W.	TBA	TBA	Corv		Thesis	Open	10	9	0	0			Prereqs: Departmental approval required.
Su15	72562	002	1-	16	Thomann, E.	TBA	TBA	Corv		Thesis	Open	10	9	0	0			Prereqs: Departmental approval required.
Su15	72594	003	1-	16	Staff	TBA	TBA	Corv		Thesis	Open	3	3	0	0			Prereqs: Departmental approval required.
Su15	72121	004	1-	16	Staff	TBA	TBA	Corv		Thesis	Open	10	10	0	0			Prereqs: Departmental approval required.
Su15	72282	005	1-	16	Staff	TBA	TBA	Corv		Thesis	Open	3	3	0	0			Prereqs: Departmental approval required.
Su15	72862	006	1-	16	Staff	TBA	TBA	Corv		Thesis	Open	10	10	0	0			Prereqs: Departmental approval required.
Su15	72110	007	1-	16	Staff	TBA	TBA	Corv		Thesis	Open	10	10	0	0			Prereqs: Departmental approval required.
Su15	72331	008	1-	16	Staff	TBA	TBA	Corv		Thesis	Open	3	3	0	0			Prereqs: Departmental approval required.
Su15	72580	009	1-	16	Staff	TBA	TBA	Corv		Thesis	Open	10	10	0	0			Prereqs: Departmental approval required.
Su15	72330	010	1-	16	Staff	TBA	TBA	Corv		Thesis	Open	3	3	0	0			Prereqs: Departmental approval required.
Su15	73848	011	1-	16	Staff	TBA	TBA	Corv		Thesis	Open	10	10	0	0			Prereqs: Departmental approval required.
Su15	73849	012	1-	16	Staff	TBA	TBA	Corv		Thesis	Open	10	10	0	0			Prereqs: Departmental approval required.
Su15	73871	013	1-	16	Staff	TBA	TBA	Corv		Thesis	Open	10	10	0	0			Prereqs: Departmental approval required.
Su15	74581	014	1-	16	Staff	TBA	TBA	Corv		Thesis	Open	5	5	0	0			Prereqs: Departmental approval required.

MTH 605 READING AND CONFERENCE (1-16)

Term	CRN	Sec	Cr	P/N	Instructor	Day/Time/Date	Location	Campus	FYE	Type	Status	Cap	Avail	WL Cap	WL Avail	Section Description	Fees	Restrictions
Su15	70209	001	1- 16		Guo, R.	TBA	TBA	Corv		Reading and Conference	Open	30	29	0	0			Prereqs: Departmental approval required.

MTH 607 SEMINAR (1-16)

Term	CRN	Sec	Cr	P/N	Instructor	Day/Time/Date	Location	Campus	FYE	Type	Status	Cap	Avail	WL Cap	WL Avail	Section Description	Fees	Restrictions
Su15	71751	001	1- 16	P/N	Staff	TBA	TBA	Corv		Seminar	Inactive- Not Offered	0	0	0	0			Prereqs: Departmental approval required.
Su15	72098	002	1- 16	P/N	Thomann, E.	MW 1430-1620 6/22/15-9/4/15	KIDD 364	Corv		Seminar	Closed	12	-1	0	0			Prereqs: Departmental approval required.

You may return to this page by using any of the following Quick-Jump keywords:
[MTH201600](#) | [MTHSummer2015](#)

[Catalog Home](#) | [Catalog Index](#) | [Catalog Search](#) | [Catalog Archive](#) | [Catalog Help](#)

[OSU Home](#) | [Prospective Students](#) | [Current Students](#) | [Faculty & Staff](#) | [Alumni & Friends](#) | [Visitors](#)

[Find Someone](#) | [Maps](#) | [Site Map](#)

Copyright ©2004 Oregon State University

[Disclaimer](#)

For questions about this page, contact the [Registrar's Office](#)

For comments, questions, and feedback about the website contact the [Business Solutions Group](#)



Developed by the Business Solutions Group at OSU College of Business