




MTH Classes, Summer 2016, Corvallis Campus

DEPARTMENT HEAD, 368 KIDD, 541-737-4686

▼ Legend

-  - Signifies that the course is offered in current or future terms.
-  - Signifies the course as a Baccalaureate Core Course.
-  - Signifies the course as a WIC Core Course.
- \$** - Signifies that fees may apply to the course.
- +** - Include restriction.
- - Exclude restriction.
- *** - Prereq may be taken prior to or simultaneously with this course.

Scroll to the right to see additional course information.

MTH 102 ALGEBRAIC FOUNDATIONS (3)

Term	CRN	Sec	Cr	P/N	Instructor	Day/Time/Date	Location	Campus	FYE	Type	Status	Cap	Curr	WL Cap	WL Curr	Section Description	Fees	Restrictions
Su16	71581	001	3		Staff	MTWRF 0830-1020 8/15/16-9/2/16	FURM 105	Corv		Lecture	Closed	0	0	0	0			

MTH 105 INTRODUCTION TO CONTEMPORARY MATHEMATICS (3)

Term	CRN	Sec	Cr	P/N	Instructor	Day/Time/Date	Location	Campus	FYE	Type	Status	Cap	Curr	WL Cap	WL Curr	Section Description	Fees	Restrictions
Su16	70357	001	3		Putnam, A.	MTWR 0830-0920 6/20/16-8/12/16	BAT 250	Corv		Lecture	Open	30	21	0	0			Prereqs: MTH 095 or MTH 103 or (MPT=Math Placement Test score of 17; MPAL=Math Placement Test-ALEKS score of 46%) recommended.

MTH 111 COLLEGE ALGEBRA (4)

Term	CRN	Sec	Cr	P/N	Instructor	Day/Time/Date	Location	Campus	FYE	Type	Status	Cap	Curr	WL Cap	WL Curr	Section Description	Fees	Restrictions
------	-----	-----	----	-----	------------	---------------	----------	--------	-----	------	--------	-----	------	-----------	------------	------------------------	------	--------------

Su16	70184	001	4		McGee, S.	MTWRF 0830-0920 6/20/16-8/12/16	MLM 206	Corv		Lecture	Open	30	28	0	0		\$15.00 FMTH	Prereqs: MTH 095 [C-] or MTH 103 [C-] or Placement Test MPT(17) or Placement Test MPAL(046) and (MPT=Math Placement Test score of 17; MPAL=Math Placement Test-ALEKS score of 46%)
Su16	70738	002	4		Staff	MTWRF 0830-0920 6/20/16-8/12/16	MLM 202	Corv		Lecture	Closed	0	0	0	0		\$15.00 FMTH	Prereqs: MTH 095 [C-] or MTH 103 [C-] or Placement Test MPT(17) or Placement Test MPAL(046) and (MPT=Math Placement Test score of 17; MPAL=Math Placement Test-ALEKS score of 46%)

Su16	74437	651	4		Smith, S.	MWF 1300-1420 6/20/16-8/12/16	CASC 122	Corv		Lecture	Open	18	9	0	0		\$15.00 FMTH	Prereqs: MTH 095 [C-] or MTH 103 [C-] or Placement Test MPT(17) or Placement Test MPAL(046) and (MPT=Math Placement Test score of 17; MPAL=Math Placement Test-ALEKS score of 46%) LevelÂ Limitations: +06 (INTO OSU GE/AE/Pathways)
Su16	75340	652	4		Reyes Grimaldo, R.	MTWR 1100-1150 6/20/16-9/2/16	CASC 124	Corv		Lecture	Open	16	4	0	0		\$15.00 FMTH	Prereqs: MTH 095 [C-] or MTH 103 [C-] or Placement Test MPT(17) or Placement Test MPAL(046) and (MPT=Math Placement Test score of 17; MPAL=Math Placement Test-ALEKS score of 46%) LevelÂ Limitations: +06 (INTO OSU GE/AE/Pathways)

MTH 112 ELEMENTARY FUNCTIONS (4) \$ 

Term	CRN	Sec	Cr	P/N	Instructor	Day/Time/Date	Location	Campus	FYE	Type	Status	Cap	Curr	WL Cap	WL Curr	Section Description	Fees	Restrictions
Su16	70185	001	4		Losee, M.	MTWRF 0900-0950 6/20/16-8/12/16	BAT 150	Corv		Lecture	Closed	34	34	0	0		\$15.00 FMTH	Prereqs: MTH 111 [C-] or Placement Test MPT(24) or Placement Test MPAL(060) and (MPT=Math Placement Test score of 24; MPAL=Math Placement Test-ALEKS score of 60%)
Su16	74423	002	4		Staff	MTWRF 0900-0950 6/20/16-8/12/16	MFD 105	Corv		Lecture	Closed	0	0	0	0			Prereqs: MTH 111 [C-] or Placement Test MPT(24) or Placement Test MPAL(060) and (MPT=Math Placement Test score of 24; MPAL=Math Placement Test-ALEKS score of 60%)
Su16	72259	099	4		Coles, D.	MTWR 1200-1320 6/20/16-8/12/16	GILM 234	Corv		Lecture	Closed	0	0	0	0			Prereqs: MTH 111 [C-] or Placement Test MPT(24) or Placement Test MPAL(060) and (MPT=Math Placement Test score of 24; MPAL=Math Placement Test-ALEKS score of 60%)

MTH 231 ELEMENTS OF DISCRETE MATHEMATICS (4)

Term	CRN	Sec	Cr	P/N	Instructor	Day/Time/Date	Location	Campus	FYE	Type	Status	Cap	Curr	WL Cap	WL Curr	Section Description	Fees	Restrictions
Su16	70510	001	4		Erickson, S.	MTWRF 1300-1350 6/20/16-8/12/16	BAT 150	Corv		Lecture	Open	35	30	0	0			Prereqs: MTH 112 [C-] or Placement Test MPT(33) or Placement Test MPAL(075) and (MPT=Math Placement Test score of 33; MPAL=Math Placement Test-ALEKS score of 75%)
Su16	72857	002	4		Staff	MTWRF 0900-0950 6/20/16-8/12/16	WNGR 287	Corv		Lecture	Closed	0	0	0	0			Prereqs: MTH 112 [C-] or Placement Test MPT(33) or Placement Test MPAL(075) and (MPT=Math Placement Test score of 33; MPAL=Math Placement Test-ALEKS score of 75%)

MTH 241 CALCULUS FOR MANAGEMENT AND SOCIAL SCIENCE (4) \$ 🇺🇸

Term	CRN	Sec	Cr	P/N	Instructor	Day/Time/Date	Location	Campus	FYE	Type	Status	Cap	Curr	WL Cap	WL Curr	Section Description	Fees	Restrictions
Su16	70186	001	4		Zhang, B.	MTWRF 1100-1150 6/20/16-8/12/16	BRC 136	Corv		Lecture	Open	28	20	0	0		\$10.00 FMTH	Prereqs: MTH 111 [C-] or Placement Test MPT(24) or Placement Test MPAL(060) and (MPT=Math Placement Test score of 24; MPAL=Math Placement Test-ALEKS score of 60%)
Su16	72506	002	4		Staff	MTWRF 1100-1150 6/20/16-8/12/16	NASH 214	Corv		Lecture	Closed	0	0	0	0		\$10.00 FMTH	Prereqs: MTH 111 [C-] or Placement Test MPT(24) or Placement Test MPAL(060) and (MPT=Math Placement Test score of 24; MPAL=Math Placement Test-ALEKS score of 60%)

Su16	73269	652	4		Robson, C.	MTWRF 1200-1250 6/20/16-8/12/16	CASC 122	Corv		Lecture	Open	18	5	0	0			Prereqs: MTH 111 [C-] or Placement Test MPT(24) or Placement Test MPAL(060) and (MPT=Math Placement Test score of 24; MPAL=Math Placement Test-ALEKS score of 60%) LevelÂ Limitations: +06 (INTO OSU GE/AE/Pathways)
Su16	73553	653	4		Stacy, E.	MTWRF 0900-0950 6/20/16-8/12/16	CASC 122	Corv		Lecture	Open	18	8	0	0			Prereqs: MTH 111 [C-] or Placement Test MPT(24) or Placement Test MPAL(060) and (MPT=Math Placement Test score of 24; MPAL=Math Placement Test-ALEKS score of 60%) LevelÂ Limitations: +06 (INTO OSU GE/AE/Pathways)

MTH 245 MATHEMATICS FOR MANAGEMENT, LIFE, AND SOCIAL SCIENCES (4) 

Term	CRN	Sec	Cr	P/N	Instructor	Day/Time/Date	Location	Campus	FYE	Type	Status	Cap	Curr	WL Cap	WL Curr	Section Description	Fees	Restrictions
Su16	70652	001	4		Bentz, L.	MTWRF 1400-1450 6/20/16-8/12/16	GILK 104	Corv		Lecture	Open	35	29	0	0			Prereqs: MTH 111 [C-] or Placement Test MPT(24) or Placement Test MPAL(060) and (MPT=Math Placement Test score of 24; MPAL=Math Placement Test-ALEKS score of 60%)
Su16	71205	002	4		Staff	MTWRF 1400-1450 6/20/16-8/12/16	KIDD 108H	Corv		Lecture	Closed	0	0	0	0			Prereqs: MTH 111 [C-] or Placement Test MPT(24) or Placement Test MPAL(060) and (MPT=Math Placement Test score of 24; MPAL=Math Placement Test-ALEKS score of 60%)
Su16	73221	651	4		Stacey, A.	MWF 1400-1550 6/20/16-8/12/16	CASC 124	Corv		Lecture	Open	18	17	0	0			Prereqs: MTH 111 [C-] or Placement Test MPT(24) or Placement Test MPAL(060) and (MPT=Math Placement Test score of 24; MPAL=Math Placement Test-ALEKS score of 60%) LevelÂ Limitations: +06 (INTO OSU GE/AE/Pathways)
Su16	73270	652	4		Cramer, K.	MTWRF 1100-1150 6/20/16-8/12/16	CASC 122	Corv		Lecture	Open	18	14	0	0			Prereqs: MTH 111 [C-] or Placement Test MPT(24) or Placement Test MPAL(060) and (MPT=Math Placement Test score of 24; MPAL=Math Placement Test-ALEKS score of 60%) LevelÂ Limitations: +06 (INTO OSU GE/AE/Pathways)

MTH 251 DIFFERENTIAL CALCULUS (4) \$ 

Term	CRN	Sec	Cr	P/N	Instructor	Day/Time/Date	Location	Campus	FYE	Type	Status	Cap	Curr	WL Cap	WL Curr	Section Description	Fees	Restrictions
Su16	70187	001	4		Zaheer, J.	MTWRF 0900-0950 6/20/16-8/12/16	KIDD 350	Corv		Lecture	Open	30	25	0	0		\$10.00 FMTH	Prereqs: MTH 112 [C-] or Placement Test MPT(33) or Placement Test MPAL(075) and (MPT=Math Placement Test score of 33; MPAL=Math Placement Test-ALEKS score of 75%)
Su16	70745	002	4		Griffith, M.	MTWRF 1000-1050 6/20/16-8/12/16	OWEN 102	Corv		Lecture	Open	30	27	0	0		\$10.00 FMTH	Prereqs: MTH 112 [C-] or Placement Test MPT(33) or Placement Test MPAL(075) and (MPT=Math Placement Test score of 33; MPAL=Math Placement Test-ALEKS score of 75%)
Su16	71792	003	4		Staff	MTWRF 1000-1050 6/20/16-8/12/16	GRAF 306	Corv		Lecture	Closed	0	0	0	0		\$10.00 FMTH	Prereqs: MTH 112 [C-] or Placement Test MPT(33) or Placement Test MPAL(075) and (MPT=Math Placement Test score of 33; MPAL=Math Placement Test-ALEKS score of 75%)
Su16	73222	651	4		Felder, W.	MTWRF 1000-1050 6/20/16-8/12/16	CASC 122	Corv		Lecture	Open	18	17	0	0			Prereqs: MTH 112 [C-] or Placement Test MPT(33) or Placement Test MPAL(075) and (MPT=Math Placement Test score of 33; MPAL=Math Placement Test-ALEKS score of 75%) LevelÂ Limitations: +06 (INTO OSU GE/AE/Pathways)

MTH 252 INTEGRAL CALCULUS (4) \$

Term	CRN	Sec	Cr	P/N	Instructor	Day/Time/Date	Location	Campus	FYE	Type	Status	Cap	Curr	WL Cap	WL Curr	Section Description	Fees	Restrictions
Su16	70188	001	4		Jiang, H.	MTWRF 1200-1250 6/20/16-8/12/16	KIDD 238	Corv		Lecture	Open	27	23	0	0		\$10.00 FMTH	Prereqs: MTH 251 [C-] or MTH 251H [C-]
Su16	70746	002	4		Birnbaum, D.	MTWRF 1000-1050 6/20/16-8/12/16	KIDD 350	Corv		Lecture	Open	27	26	0	0		\$10.00 FMTH	Prereqs: MTH 251 [C-] or MTH 251H [C-]
Su16	72492	003	4		Renne, M.	MTWRF 1200-1250 6/20/16-8/12/16	STAG 113	Corv		Lecture	Open	27	25	0	0			Prereqs: MTH 251 [C-] or MTH 251H [C-]
Su16	73223	651	4		Morrill, T.	MTWRF 1000-1050 6/20/16-8/12/16	CASC 124	Corv		Lecture	Open	17	15	0	0			Prereqs: MTH 251 [C-] or MTH 251H [C-] LevelÂ Limitations: +06 (INTO OSU GE/AE/Pathways)

MTH 254 VECTOR CALCULUS I (4) \$

Term	CRN	Sec	Cr	P/N	Instructor	Day/Time/Date	Location	Campus	FYE	Type	Status	Cap	Curr	WL Cap	WL Curr	Section Description	Fees	Restrictions
Su16	70189	001	4		Maisch, F.	MWF 1000-1120 6/20/16-8/12/16	PHAR 107	Corv		Lecture	Waitlisted	30	31	1	0		\$10.00 FMTH	Prereqs: MTH 252 [C-] or MTH 252H [C-]
Su16	71143	002	4		Rockwell, D.	MWF 0830-0950 6/20/16-8/12/16	STAG 110	Corv		Lecture	Closed	30	34	0	0		\$10.00 FMTH	Prereqs: MTH 252 [C-] or MTH 252H [C-]
Su16	72841	003	4		Rockwell, D.	MWF 1000-1120 6/20/16-8/12/16	STAG 110	Corv		Lecture	Closed	30	32	0	0		\$10.00 FMTH	Prereqs: MTH 252 [C-] or MTH 252H [C-]
Su16	73271	651	4		Camacho, C.	MTWRF 0900-0950 6/20/16-8/12/16	CASC 124	Corv		Lecture	Open	18	9	0	0			Prereqs: MTH 252 [C-] or MTH 252H [C-] LevelÂ Limitations: +06 (INTO OSU GE/AE/Pathways)

MTH 255 VECTOR CALCULUS II (4) \$

Term	CRN	Sec	Cr	P/N	Instructor	Day/Time/Date	Location	Campus	FYE	Type	Status	Cap	Curr	WL Cap	WL Curr	Section Description	Fees	Restrictions
Su16	70190	001	4		Kim, H.	MWF 0830-0950 6/20/16-8/12/16	MLM 234	Corv		Lecture	Waitlisted	35	36	3	0		\$10.00 FMTH	Prereqs: MTH 254 [C-] or MTH 254H [C-]
Su16	74374	003	4		Staff	MWF 0830-0950 6/20/16-8/12/16	ROG 332	Corv		Lecture	Closed	0	0	0	0			Prereqs: MTH 254 [C-] or MTH 254H [C-]

MTH 256 APPLIED DIFFERENTIAL EQUATIONS (4)

Term	CRN	Sec	Cr	P/N	Instructor	Day/Time/Date	Location	Campus	FYE	Type	Status	Cap	Curr	WL Cap	WL Curr	Section Description	Fees	Restrictions
Su16	70191	001	4		Mcclelland, J.	MWF 0830-0950 6/20/16-8/12/16	COVL 218	Corv		Lecture	Open	35	31	0	0			Prereqs: MTH 254 [C-] or MTH 254H [C-] and /or instructor approval required.
Su16	71008	002	4		Johnson, T.	MWF 1300-1420 6/20/16-8/12/16	OWEN 101	Corv		Lecture	Open	35	33	0	0			Prereqs: MTH 254 [C-] or MTH 254H [C-] and /or instructor approval required.
Su16	73893	003	4		Johnson, T.	MWF 1600-1720 6/20/16-8/12/16	LINC 314	Corv		Lecture	Open	35	33	0	0			Prereqs: MTH 254 [C-] or MTH 254H [C-] and /or instructor approval required.
Su16	74375	005	4		Staff	MWF 1600-1720 6/20/16-8/12/16	KIDD 350	Corv		Lecture	Closed	0	0	0	0			Prereqs: MTH 254 [C-] or MTH 254H [C-] and /or instructor approval required.

MTH 299 SPECIAL TOPICS (1-16)

Term	CRN	Sec	Cr	P/N	Instructor	Day/Time/Date	Location	Campus	FYE	Type	Status	Cap	Curr	WL Cap	WL Curr	Section Description	Fees	Restrictions
Su16	72467	099	2	P/N	Coles, D.	MTWR 1400-1520 6/20/16-8/12/16	COVL 218	Corv		Lecture	Closed	0	0	0	0			

MTH 306 MATRIX AND POWER SERIES METHODS (4)

Term	CRN	Sec	Cr	P/N	Instructor	Day/Time/Date	Location	Campus	FYE	Type	Status	Cap	Curr	WL Cap	WL Curr	Section Description	Fees	Restrictions
Su16	71726	001	4		Faridani, A.	MWF 1200-1320 6/20/16-8/12/16	KIDD 278	Corv		Lecture	Open	30	29	0	0			Prereqs: MTH 252 [C-] or MTH 252H [C-]
Su16	71144	002	4		Somasunderam, N.	MWF 0830-0950 6/20/16-8/12/16	GILK 104	Corv		Lecture	Open	30	27	0	0			Prereqs: MTH 252 [C-] or MTH 252H [C-]
Su16	72531	003	4		Al-Hammali, H.	MWF 1000-1120 6/20/16-8/12/16	WLKN 231	Corv		Lecture	Open	30	23	0	0			Prereqs: MTH 252 [C-] or MTH 252H [C-]
Su16	74376	005	4		Staff	MWF 1200-1320 6/20/16-8/12/16	COVL 218	Corv		Lecture	Closed	0	0	0	0			Prereqs: MTH 252 [C-] or MTH 252H [C-]

MTH 338 NON-EUCLIDEAN GEOMETRY (3) 

Term	CRN	Sec	Cr	P/N	Instructor	Day/Time/Date	Location	Campus	FYE	Type	Status	Cap	Curr	WL Cap	WL Curr	Section Description	Fees	Restrictions
Su16	74982	001	3		Staff	MWF 0830-0950 6/20/16-8/12/16	STAG 161	Corv		Lecture	Closed	0	0	0	0			Prereqs: MTH 252 [C-] or MTH 252H [C-]

MTH 341 LINEAR ALGEBRA I (3)

Term	CRN	Sec	Cr	P/N	Instructor	Day/Time/Date	Location	Campus	FYE	Type	Status	Cap	Curr	WL Cap	WL Curr	Section Description	Fees	Restrictions
Su16	70192	001	3		Dascaliuc, R.	MWF 1200-1320 6/20/16-8/12/16	STAG 110	Corv		Lecture	Open	25	24	0	0			Prereqs: MTH 254 [C-] or MTH 254H [C-]
Su16	75124	002	3		Maisch, F.	MWF 1200-1320 6/20/16-8/12/16	MLM 123	Corv		Lecture	Open	25	16	0	0			Prereqs: MTH 254 [C-] or MTH 254H [C-]

MTH 342 LINEAR ALGEBRA II (4)

Term	CRN	Sec	Cr	P/N	Instructor	Day/Time/Date	Location	Campus	FYE	Type	Status	Cap	Curr	WL Cap	WL Curr	Section Description	Fees	Restrictions
Su16	74983	001	4		Restrepo, J.	MWF 1200-1320 6/20/16-8/12/16	STAG 160	Corv		Lecture	Open	30	11	0	0			Prereqs: MTH 341 [C-]

MTH 351 INTRODUCTION TO NUMERICAL ANALYSIS (3)

Term	CRN	Sec	Cr	P/N	Instructor	Day/Time/Date	Location	Campus	FYE	Type	Status	Cap	Curr	WL Cap	WL Curr	Section Description	Fees	Restrictions
Su16	70193	001	3		Orum, C.	MWF 1400-1510 6/20/16-8/12/16	KIDD 280	Corv		Lecture	Open	32	27	0	0			Prereqs: (MTH 253 [C-] or MTH 306 [C-] or MTH 306H [C-]) and programming experience.

MTH 355 DISCRETE MATHEMATICS (3)

Term	CRN	Sec	Cr	P/N	Instructor	Day/Time/Date	Location	Campus	FYE	Type	Status	Cap	Curr	WL Cap	WL Curr	Section Description	Fees	Restrictions
Su16	74378	002	3		Orum, C.	MWF 1000-1120 6/20/16-8/12/16	GILK 104	Corv		Lecture	Open	30	14	0	0			Prereqs: MTH 253 [C-] and MTH 341 recommended.

MTH 361 INTRODUCTION TO PROBABILITY (3)

Term	CRN	Sec	Cr	P/N	Instructor	Day/Time/Date	Location	Campus	FYE	Type	Status	Cap	Curr	WL Cap	WL Curr	Section Description	Fees	Restrictions
Su16	74379	002	3		Kovchegov, Y.	MWF 1600-1720 6/20/16-8/12/16	GILK 104	Corv		Lecture	Open	30	18	0	0			Prereqs: MTH 253 [C-] or MTH 306 [C-] or MTH 306H [C-]

MTH 401 RESEARCH (1-16)

Term	CRN	Sec	Cr	P/N	Instructor	Day/Time/Date	Location	Campus	FYE	Type	Status	Cap	Curr	WL Cap	WL Curr	Section Description	Fees	Restrictions
Su16	73866	001	1-16		Dascaliuc, R.	TBA	TBA	Corv		Research	Open	10	1	0	0			Prereqs: Departmental approval required.

MTH 405 READING AND CONFERENCE (1-16)

Term	CRN	Sec	Cr	P/N	Instructor	Day/Time/Date	Location	Campus	FYE	Type	Status	Cap	Curr	WL Cap	WL Curr	Section Description	Fees	Restrictions
Su16	71150	002	1-16		Beisiegel, M.	TBA	TBA	Corv		Reading and Conference	Open	2	1	0	0			Prereqs: Departmental approval required.

MTH 406 PROJECTS (1-3)

Term	CRN	Sec	Cr	P/N	Instructor	Day/Time/Date	Location	Campus	FYE	Type	Status	Cap	Curr	WL Cap	WL Curr	Section Description	Fees	Restrictions
Su16	71151	003	1-3		Staff	TBA	TBA	Corv		Project	Open	10	0	0	0			Prereqs: Departmental approval required.
Su16	71516	004	1-3		Staff	TBA	TBA	Corv		Project	Open	1	0	0	0			Prereqs: Departmental approval required.

MTH 410 OCCUPATIONAL INTERNSHIP (3-12)

Term	CRN	Sec	Cr	P/N	Instructor	Day/Time/Date	Location	Campus	FYE	Type	Status	Cap	Curr	WL Cap	WL Curr	Section Description	Fees	Restrictions
Su16	72773	001	3-12		Staff	TBA	TBA	Corv		Internship	Open	1	0	0	0			Prereqs: Junior standing in mathematics, cumulative 3.00 GPA in mathematics, head advisor/departmental approval required.

MTH 451 NUMERICAL LINEAR ALGEBRA (3)

Term	CRN	Sec	Cr	P/N	Instructor	Day/Time/Date	Location	Campus	FYE	Type	Status	Cap	Curr	WL Cap	WL Curr	Section Description	Fees	Restrictions
Su16	74981	001	3		Faridani, A.	MWF 0830-0950 6/20/16-8/12/16	KIDD 033	Corv		Lecture	Open	25	10	0	0			Prereqs: MTH 341 [C-] and programming experience or instructor approval required. MTH 342 and MTH 351 are recommended.

MTH 490 INTENSIVE SUMMER RESEARCH IN MATHEMATICS (12)

Term	CRN	Sec	Cr	P/N	Instructor	Day/Time/Date	Location	Campus	FYE	Type	Status	Cap	Curr	WL Cap	WL Curr	Section Description	Fees	Restrictions
Su16	70195	001	12		Swisher, H.	MTWRF 1000-1250 6/20/16-8/12/16	KIDD 108	Corv		Research	Closed	10	10	0	0			Prereqs: Open to participants in the OSU Undergraduate Summer Research Program in Mathematics (REU program).

MTH 501 RESEARCH (1-16)

Term	CRN	Sec	Cr	P/N	Instructor	Day/Time/Date	Location	Campus	FYE	Type	Status	Cap	Curr	WL Cap	WL Curr	Section Description	Fees	Restrictions
Su16	70196	001	1-	16	Waymire, E.	TBA	TBA	Corv		Research	Open	30	1	0	0			Prereqs: Departmental approval required.
Su16	72319	002	1-	16	Guo, R.	TBA	TBA	Corv		Research	Open	3	1	0	0			Prereqs: Departmental approval required.

MTH 503 THESIS (1-16)

Term	CRN	Sec	Cr	P/N	Instructor	Day/Time/Date	Location	Campus	FYE	Type	Status	Cap	Curr	WL Cap	WL Curr	Section Description	Fees	Restrictions
Su16	72312	001	1-	16	Beisiegel, M.	TBA	TBA	Corv		Thesis	Open	3	0	0	0			Prereqs: Departmental approval required.
Su16	75376	002	1-	16	Thomann, E.	TBA	TBA	Corv		Thesis	Open	2	0	0	0			Prereqs: Departmental approval required.
Su16	75377	003	1-	16	Flahive, M.	TBA	TBA	Corv		Thesis	Open	2	0	0	0			Prereqs: Departmental approval required.
Su16	75378	004	1-	16	Guo, R.	TBA	TBA	Corv		Thesis	Open	2	0	0	0			Prereqs: Departmental approval required.

MTH 505 READING AND CONFERENCE (1-16)

Term	CRN	Sec	Cr	P/N	Instructor	Day/Time/Date	Location	Campus	FYE	Type	Status	Cap	Curr	WL Cap	WL Curr	Section Description	Fees	Restrictions
Su16	70197	001	1-	16	Dascaluic, R.	TBA	TBA	Corv		Reading and Conference	Open	20	0	0	0			Prereqs: Departmental approval required.
Su16	71776	002	1-	16	Staff	TBA	TBA	Corv		Reading and Conference	Open	2	0	0	0			Prereqs: Departmental approval required.

MTH 506 PROJECTS (1-16)

Term	CRN	Sec	Cr	P/N	Instructor	Day/Time/Date	Location	Campus	FYE	Type	Status	Cap	Curr	WL Cap	WL Curr	Section Description	Fees	Restrictions
Su16	70922	002	1-	16	Thomann, E.	TBA	TBA	Corv		Project	Open	30	21	0	0			Prereqs: Departmental approval required.

MTH 507 SEMINAR (1-16)

Term	CRN	Sec	Cr	P/N	Instructor	Day/Time/Date	Location	Campus	FYE	Type	Status	Cap	Curr	WL Cap	WL Curr	Section Description	Fees	Restrictions
Su16	70488	001	1-	P/N 16	Thomann, E.	MW 1430-1620 6/20/16-8/12/16	KIDD 364	Corv		Seminar	Open	20	10	0	0			Prereqs: Departmental approval required.

MTH 590 TOPICS IN SECONDARY MATHEMATICS (3)

Term	CRN	Sec	Cr	P/N	Instructor	Day/Time/Date	Location	Campus	FYE	Type	Status	Cap	Curr	WL Cap	WL Curr	Section Description	Fees	Restrictions
Su16	74197	001	3		Dick, T.	MTWR 0930-1150 6/20/16-7/15/16	KIDD 238	Corv		Lecture	Open	20	0	0	0			Prereqs: MTH 390 or instructor approval required.

MTH 594 NUMBER SYSTEMS AND OPERATIONS IN SECONDARY MATHEMATICS (3)

Term	CRN	Sec	Cr	P/N	Instructor	Day/Time/Date	Location	Campus	FYE	Type	Status	Cap	Curr	WL Cap	WL Curr	Section Description	Fees	Restrictions
Su16	74198	001	3		Staff	MTWR 1300-1520 6/20/16-7/15/16	KIDD 238	Corv		Lecture	Closed	0	0	0	0			Prereqs: MTH 390 or instructor approval required.

MTH 601 RESEARCH (1-16)

Term	CRN	Sec	Cr	P/N	Instructor	Day/Time/Date	Location	Campus	FYE	Type	Status	Cap	Curr	WL Cap	WL Curr	Section Description	Fees	Restrictions
Su16	70198	001	1-	16	Thomann, E.	TBA	TBA	Corv		Research	Open	10	1	0	0			Prereqs: Departmental approval required.

MTH 603 THESIS (1-16)

Term	CRN	Sec	Cr	P/N	Instructor	Day/Time/Date	Location	Campus	FYE	Type	Status	Cap	Curr	WL Cap	WL Curr	Section Description	Fees	Restrictions
Su16	71604	001	1-	16	Bogley, W.	TBA	TBA	Corv		Thesis	Open	10	1	0	0			Prereqs: Departmental approval required.
Su16	72289	002	1-	16	Thomann, E.	TBA	TBA	Corv		Thesis	Open	10	1	0	0			Prereqs: Departmental approval required.
Su16	72314	003	1-	16	Swisher, H.	TBA	TBA	Corv		Thesis	Open	3	1	0	0			Prereqs: Departmental approval required.
Su16	71914	004	1-	16	Petsche, C.	TBA	TBA	Corv		Thesis	Open	10	2	0	0			Prereqs: Departmental approval required.
Su16	72064	005	1-	16	Dascaliuc, R.	TBA	TBA	Corv		Thesis	Open	3	0	0	0			Prereqs: Departmental approval required.
Su16	72537	006	1-	16	Faridani, A.	TBA	TBA	Corv		Thesis	Open	10	1	0	0			Prereqs: Departmental approval required.
Su16	71912	007	1-	16	Waymire, E.	TBA	TBA	Corv		Thesis	Open	10	1	0	0			Prereqs: Departmental approval required.
Su16	72094	008	1-	16	Staff	TBA	TBA	Corv		Thesis	Open	3	0	0	0			Prereqs: Departmental approval required.
Su16	72300	009	1-	16	Staff	TBA	TBA	Corv		Thesis	Open	10	0	0	0			Prereqs: Departmental approval required.
Su16	72093	010	1-	16	Staff	TBA	TBA	Corv		Thesis	Open	3	0	0	0			Prereqs: Departmental approval required.
Su16	73368	011	1-	16	Staff	TBA	TBA	Corv		Thesis	Open	10	0	0	0			Prereqs: Departmental approval required.
Su16	73369	012	1-	16	Staff	TBA	TBA	Corv		Thesis	Open	10	0	0	0			Prereqs: Departmental approval required.
Su16	73389	013	1-	16	Staff	TBA	TBA	Corv		Thesis	Open	10	0	0	0			Prereqs: Departmental approval required.
Su16	73912	014	1-	16	Staff	TBA	TBA	Corv		Thesis	Open	5	0	0	0			Prereqs: Departmental approval required.

MTH 605 READING AND CONFERENCE (1-16)

Term	CRN	Sec	Cr	P/N	Instructor	Day/Time/Date	Location	Campus	FYE	Type	Status	Cap	Curr	WL Cap	WL Curr	Section Description	Fees	Restrictions
Su16	70199	001	1-	16	Thomann, E.	TBA	TBA	Corv		Reading and Conference	Open	30	2	0	0			Prereqs: Departmental approval required.

MTH 607 SEMINAR (1-16)

Term	CRN	Sec	Cr	P/N	Instructor	Day/Time/Date	Location	Campus	FYE	Type	Status	Cap	Curr	WL Cap	WL Curr	Section Description	Fees	Restrictions
Su16	71637	001	1-	P/N 16	Staff	TBA	TBA	Corv		Seminar	Inactive- Not Offered	0	0	0	0			Prereqs: Departmental approval required.
Su16	71901	002	1-	P/N 16	Thomann, E.	MW 1430-1620 6/20/16-9/2/16	KIDD 364	Corv		Seminar	Open	20	15	0	0			Prereqs: Departmental approval required.

You may return to this page by using any of the following Quick-Jump keywords:
[MTH201700](#) | [MTHSummer2016](#)

[Catalog Home](#) | [Catalog Index](#) | [Catalog Search](#) | [Catalog Archive](#) | [Catalog Help](#)

[OSU Home](#) | [Prospective Students](#) | [Current Students](#) | [Faculty & Staff](#) | [Alumni & Friends](#) | [Visitors](#)

[Find Someone](#) | [Maps](#) | [Site Map](#)

Copyright ©2004 Oregon State University

[Disclaimer](#)

For questions about this page, contact the [Registrar's Office](#)

For comments, questions, and feedback about the website contact the [Business Solutions Group](#)



Developed by the Business Solutions Group at OSU College of Business